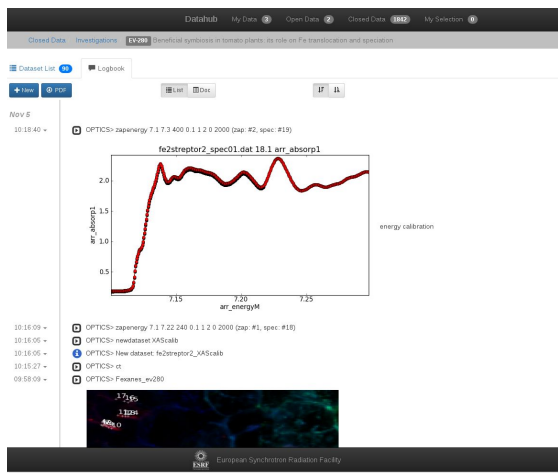
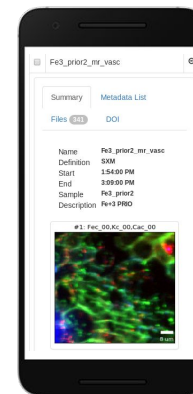


# Status of local metadata catalogues activities

- **In production**

- Metadata catalogue (ICAT) in production since 2014
- Automatic capture of Data and Metadata
- Archive system operational since 2017
- Remote access to Data, Metadata (including logbook)
- Automatic and manual generation of DOIs



## ESRF Datahub

Explore, search, and download  
data and metadata from your experiments  
and from public *Open Data*

Sign in with your ESRF's user  
account

Login

Password

Log in

or Log in as anonymous

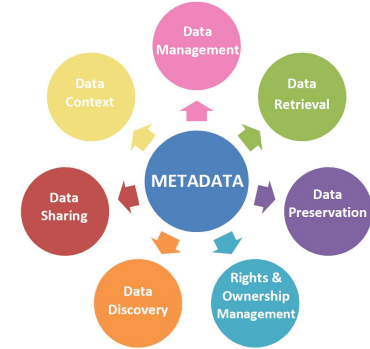
<https://datahub.esrf.fr>

Open Data Available!!



# Data Policy

- Approved in 2015 based on PAN-data
- Automatic capture of data and metadata
- ESRF is the keeper (custodian) of the raw data and metadata
- Raw data and metadata will be selected, organized and look after in well-defined formats (curation)
- Raw data and metadata will be READ-ONLY for the duration of their life time
- **Proprietary research** (commercial) will be owned exclusively by the client who purchased the access and it is not covered by the data policy
- Restricted to the experimental team during the a period of 3 years
- Access to raw data and associated metadata is foreseen to be via a searchable online catalogue (ICAT)



Data collection

 Dataset **Open access**

DOI

 DOI [10.15151/ESRF-DC-142893590](https://doi.org/10.15151/ESRF-DC-142893590)

Licence (for files)

[Creative Commons Attribution 4.0](https://creativecommons.org/licenses/by/4.0/)

## STRUCTURAL EVIDENCE FOR A ROLE OF THE MULTI-FUNCTIONAL HUMAN GLYCOPROTEIN AFAMIN IN WNT TRANSPORT

Andreas Naschberger ; Matthew W. Bowler ; Bernhard Rupp.

### Abstract

Afamin, a human plasma glycoprotein and putative transporter of hydrophobic molecules, has been shown to act as extracellular chaperone for poorly soluble, acylated Wnt proteins, forming a stable, soluble complex with functioning Wnt proteins. The 2.1-Å crystal structure of glycosylated human afamin reveals an almost exclusively hydrophobic binding cleft capable of harboring large hydrophobic moieties. Lipid analysis confirms the presence of lipids, and density in the primary binding pocket of afamin was modeled as palmitoleic acid, presenting the native O-acylation on serine 209 in human Wnt3a. The modeled complex between the experimental afamin structure and a Wnt3a homology model based on the XWnt8-Fz8-CRD fragment complex crystal structure is compelling, with favorable interactions comparable with the crystal structure complex. Afamin readily accommodates the conserved palmitoylated serine 209 of Wnt3a, providing a structural basis how afamin solubilizes hydrophobic and poorly soluble Wnt proteins.

### Proposals

OPID-30A1

### Beamlines

ID30A1

### Publication year

2018

### Experimental report

The filename list is not available.

### Experimental data

The data can be accessed by clicking on the link below

[Access data](#)

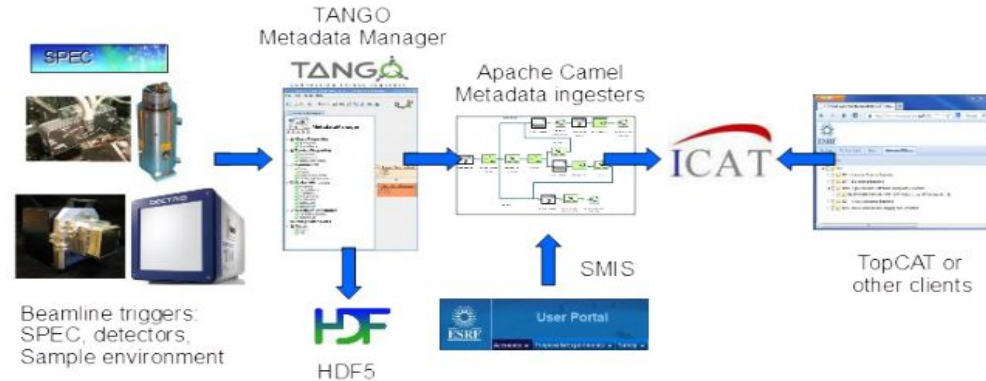
### Citation

Below is the recommended format for citing this work in a research publication.

Naschberger A., Bowler M. W., Rupp B. (2018). Structural Evidence for a Role of the Multi-functional Human Glycoprotein Afamin in Wnt Transport. European Synchrotron Radiation Facility (ESRF). doi:10.15151/ESRF


  
 FIND, ACCESS, AND REUSE DATA

# Data acquisition, downstream processing and staffing



- Integration with data acquisition
  - 16 beamlines in production with automatic capture of metadata
    - Enrichment of technique-specific metadata in progress
- Downstream
  - Data capture working
  - Implementation of specific analysis metadata in progress
- Expected Staffing
  - Devote 2 FTE for the next two years (excluding deployment on remaining beamlines)
  - Devote 1 FTE for the remaining time