

PROTECTION SYSTEMS @ ESS



ANNIKA NORDT
2012-11-29

- Damage in accelerators
- Protection Systems at ESS: an overview
- Machine Protection System: Design approach
- Summary

Damage Potential of Beams

Bugorski got stuck in the beam pipe and **SAW** the proton beam coming

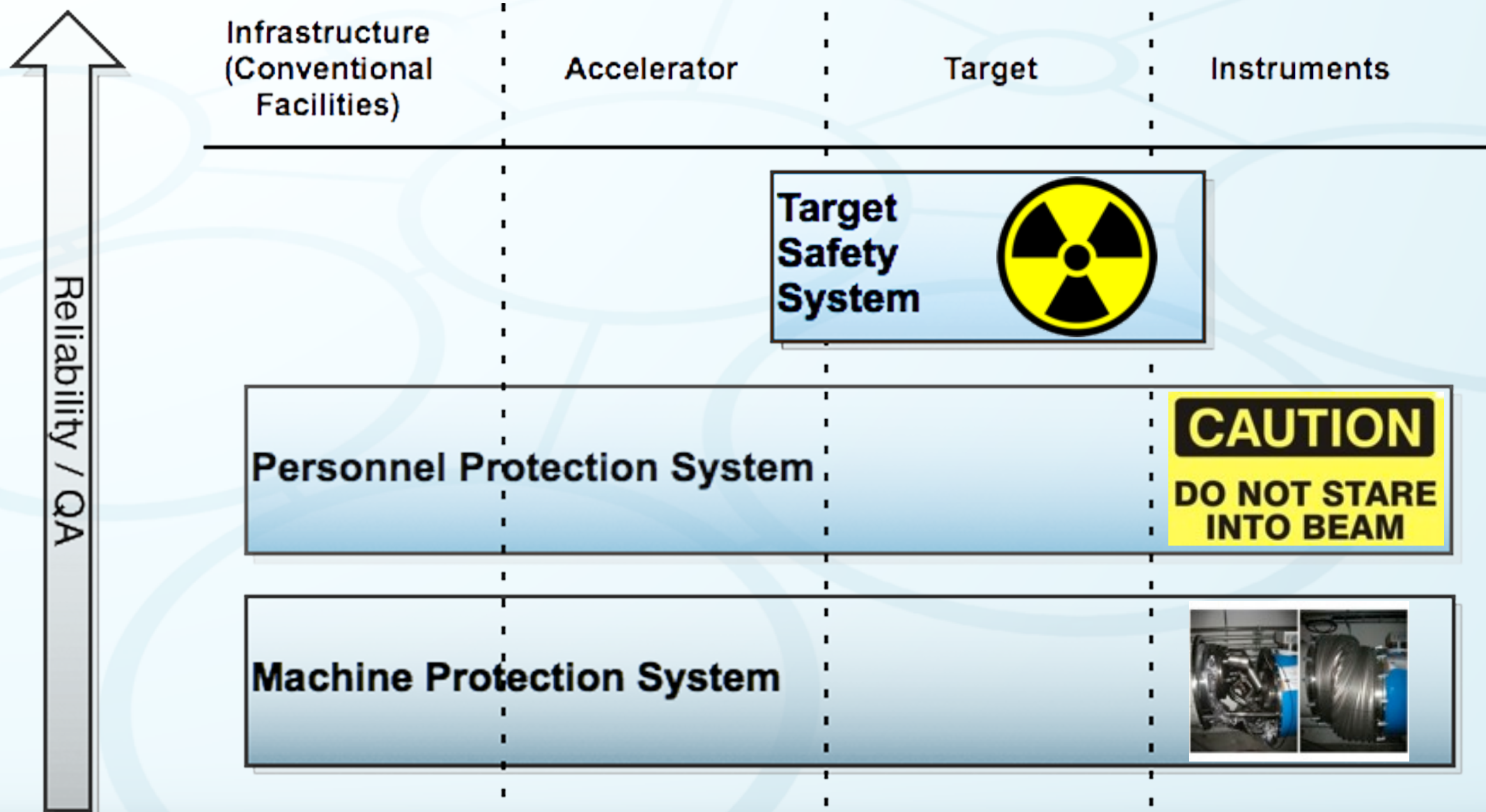


Magnet testing

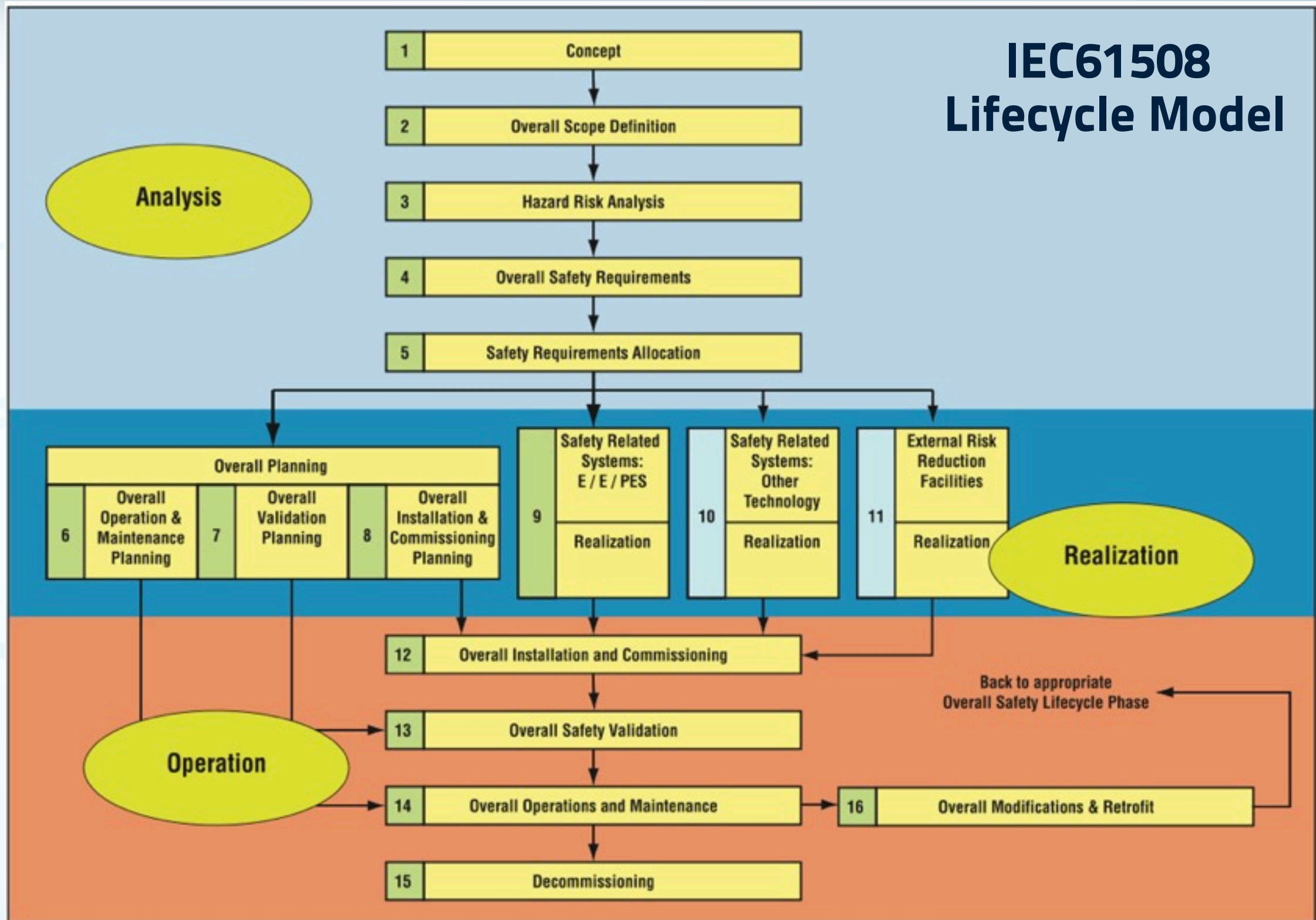


LHC accident 2008

Several layers of safety & protection & control systems



Design of Mission Critical Systems



Concept:

Protect machine against damage due to beam losses/malfunctioning equipment

Design Function:

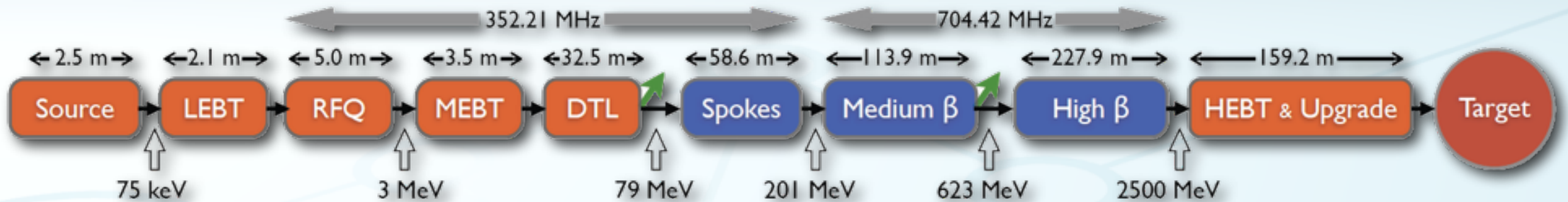
Turn off proton beam upon detection of non-nominal conditions

Overall Scope:

MPS = supporting system, rather than an intervening one
MPS must optimize the integrated machine performance

Achtung!

Avoid false triggers leading to unnecessary downtime
BUT NEVER BE BLIND!



Risk analysis based on HAZID (Hazard Identification) methodology and SIL (Safety Integrity Level) allocation

Done for Target Station and A2T (Accelerator to Target) line

Currently ongoing for accelerator (~30 systems involved, vacuum, cryo, RF, ...)

Risk analysis will be merged with reliability analysis !

Example from HAZID (A2T line):

- **Top event:** First bending magnet fails at full power
- **Consequences:** Beam pipe will be damaged when hit by beam, vacuum fails, proton beam can reach high bay and expose workers to radiation
- **Safety Barriers:** Radiation monitors that can detect and initiate a beam shutdown within 1 pulse, MPS, fast valve
- **Todo:** Investigate time needed for the bending magnet to fail, time needed to melt steel/copper from a full power pencil beam exposure to the accelerator's and target's equipment

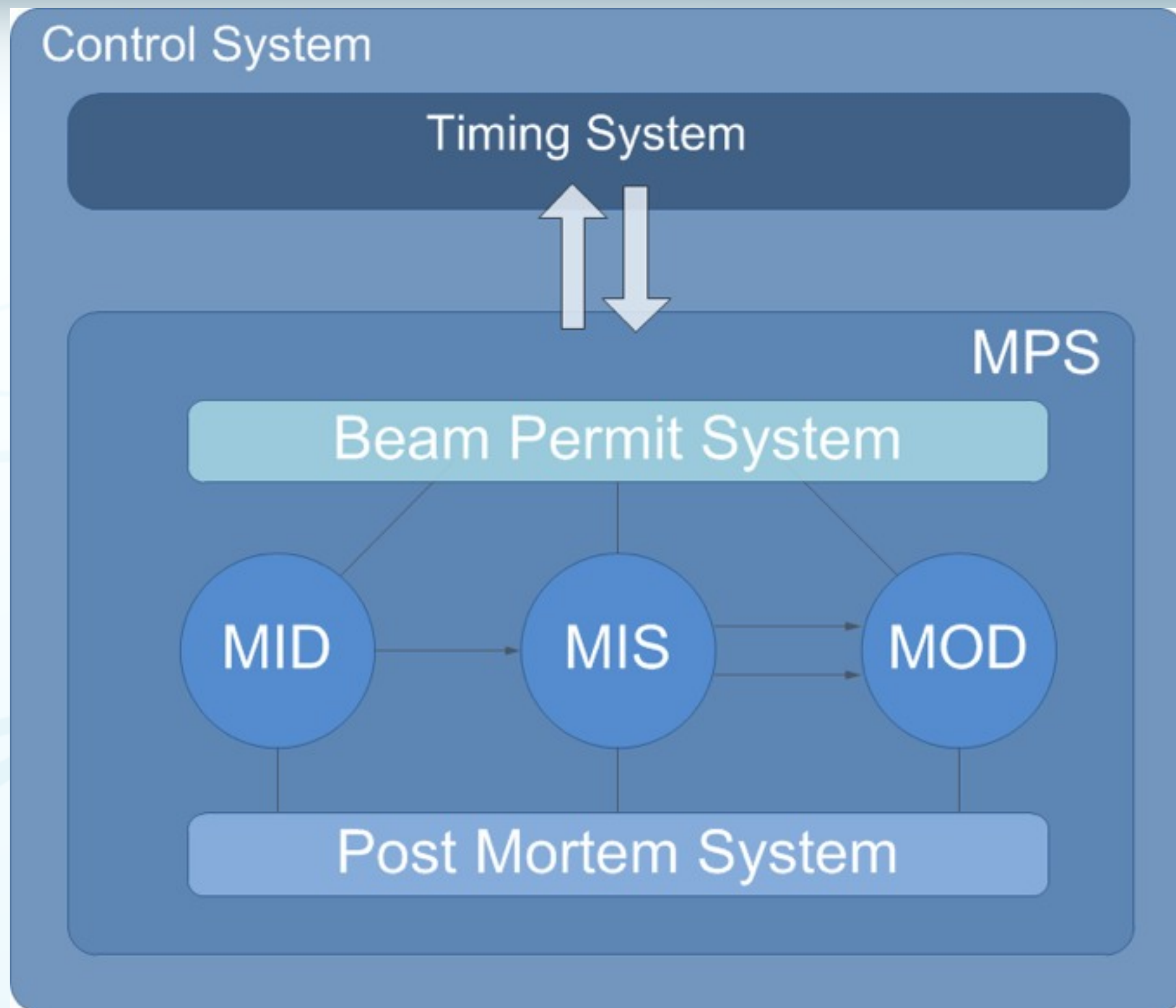
Results (so far):

- **Time needed to melt steel, copper in warm LINAC is 5×10^{-6} s and 40×10^{-6} s in the cold LINAC**
- **Use Beam Current Monitors (BCMs) as radiation monitors for detection of ultra-fast beam losses (response time 2×10^{-6} s)**

Related MPS Requirements (so far):

- **The proton beam must be shutdown within less than 5×10^{-6} s**
- **BCMs and BLMs must be connected to MPS via hardwired links**
- **Mitigation devices which will get a trigger signal from MPS must be connected via hardwired links and must be very fast**

MPS Architecture



The Difficult Part

- **Balancing protection and availability**
- **Understanding the users needs!!!**
- **Define machine states and modes needed to operate the machine, sequence of modes + systems responsible**

It is very important to define a procedure for validation of requirements

Regular internal/external reviews/audits help defining bottlenecks (from early on)

Risk analysis and reliability assessment should be performed before and after final product design + during operation

Interfaces to other systems must be communicated & defined together